

Short Recessed Panel

3 LAYER SANDWICH

3620

Insulated Sandwich

doorLink
MANUFACTURING, INC.®



WHITE

SANDSTONE - PLAIN WINDOW

Oak

Walnut

Driftwood

Light Cypress

Carbon Cypress

Black

Charcoal

Gray

Brown

Sandstone

Desert Tan

Almond

White

3620 Short Recessed Panel

2" thick insulated steel sandwich panel constructed of top quality materials. Highly detailed short recessed panel, deep pebble grain texture, and two coat prefinished paint system all combine to enhance the beauty of your home.

- ◆ 2" thick insulated 3 layer sandwich panel
- ◆ 1.0 mil paint with 13 color options
- ◆ 6 window options
- ◆ R-value 10.25
- ◆ Steel interior skin

*Colors may vary from actual product

doorLink
MANUFACTURING, INC.®

3620 | Short Recessed Panel

Insulated Sandwich

3 LAYER SANDWICH

Features

26 26 GAUGE STEEL



Hot dipped galvanized steel construction with hemmed inside return rail provides superior strength and durability.

20 GAUGE HOT DIPPED STEEL HINGE PLATES



Galvanized steel hinge plates run the full height of each section at all hinge locations to facilitate the attachment of hinges, handles, struts, and step plates.

TONGUE AND GROOVE MEETING RAILS



For superior strength and better sealing against wind, rain, and snow.

DIRECTIONAL WOOD GRAIN PATTERN



Directional wood grain pattern traditional wood doors.

RIGID ALUMINUM RETAINER WITH WEATHERSTRIP



Provides added strength while securing replaceable U-type bottom astragal weatherstrip to help keep the elements out.

R-VALUE 10.25



Sandwich type construction with polystyrene insulation pressure bonded between two sheets of hot dipped galvanized steel enhances your home's energy savings, makes your door operation quieter, and reduces exterior noise in your garage.

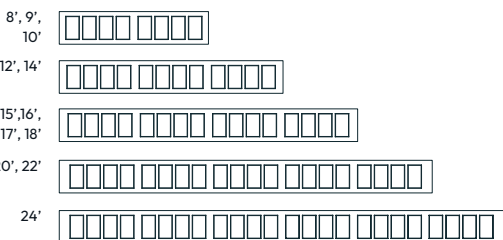
CFC FREE EXPANDED POLYSTYRENE



Environmentally friendly insulation that will not degrade with vibration or time.

Size Options


WIDTHS:



HEIGHT: 6'6", 6'9", 7'0", 7'6", 7'9", 8'0"

*Contact your distributor for additional heights.

Window Options



#287 Stockton Arch

#388 Somerton

#387 Stockton

#588 Wyndbridge

#587 Stockbridge


#897 Prairie

Window Glass Options

See website for glass options

*Not all glazing options may be available from all distributors. No glazing on 18" sections. Not all window inserts align with panel stamp design.

Paint System

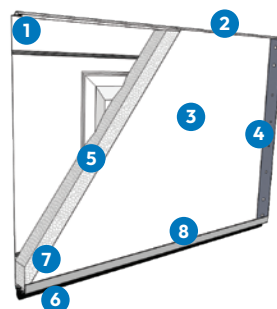


1.0 MIL PAINT SYSTEM

Includes .25 mil rust inhibiting primer and .75 mil exterior top coat that resists fading and chalking, while providing consistent color from panel to panel and more durability.

- 1 Paint - .75 MIL
- 2 Primer - .25 MIL
- 3 Steel
- 4 Primer - .2 MIL
- 5 Paint - .3 MIL

Construction



- 1 Tongue and groove meeting rails
- 2 2" thick section
- 3 Pebble grain embossed interior backskin
- 4 20 gauge hot dipped galvanized steel end caps
- 5 CFC free expanded polystyrene insulation
- 6 Replaceable U-Type vinyl bottom weatherstrip
- 7 20 gauge full vertical steel hinge plate for hardware attachment
- 8 Extruded aluminum weatherstrip retainer