

Short Recessed Panel

24 GAUGE

420/421

Non-insulated

Insulated

doorLink
MANUFACTURING, INC.®



WHITE

420/421

Non-insulated

Insulated

Short Recessed Panel

Constructed of top quality materials, highly detailed short recessed panel, deep pebble grain texture, and two coat prefinished paint system all combine to enhance the beauty of your home.

- ◆ 24 gauge steel
- ◆ 1.0 mil paint with 9 color options
- ◆ 6 window options
- ◆ R-value 6.85 *421 Feature
- ◆ Vinyl interior skin *421 Feature

*Colors may vary from actual product



DESERT TAN - STANDARD WINDOW



Walnut



Black



Charcoal



Gray



Brown



Sandstone



Desert Tan



Almond



White

doorLink
MANUFACTURING, INC.®

420/421 | Short Recessed Panel

Non-insulated

Insulated

24 GAUGE

Features

24 24 GAUGE STEEL



Hot dipped galvanized steel construction with hemmed inside return rail provides superior strength and durability.

ROLLED SAFETY EDGES ON SECTION JOINTS



Eliminates sharp edges, and provides extra strength.

19 GAUGE HOT DIPPED GALVANIZED STILES



Heavy duty metal stiles give strong rigid support for all hinges, rollers, and operator attachment.

STILES ATTACHED WITH RIVETS



Provides superior strength when compared to common sheet metal joining methods.

TONGUE AND GROOVE MEETING RAILS



For superior strength and better sealing against wind, rain, and snow.

RIGID ALUMINUM RETAINER WITH WEATHERSTRIP



Provides added strength while securing replaceable U-type bottom astragal weatherstrip to help keep the elements out.

DIRECTIONAL WOOD GRAIN PATTERN



Directional wood grain pattern gives the appearance of traditional wood doors.

R-VALUE 6.85



Enhances your home's energy savings, makes your door operation quieter, and reduces exterior noise in your garage.

**421 Feature*

HIGH IMPACT PLASTIC BACK COVER



Protects the insulation, and enhances the interior look of your garage door. **421 Feature*

CFC FREE EXPANDED POLYSTYRENE



Environmentally friendly insulation that will not degrade with vibration or time. **421 Feature*

Size Options


WIDTHS:



HEIGHT: 6'6", 6'9", 7'0", 7'6", 7'9", 8'0"

**Contact your distributor for additional heights.*


Window Options




#287 Stockton Arch




#388 Somerton



#387 Stockton



#588 Wyndbridge



#587 Stockbridge



#897 Prairie

Window Glass Options

See website for glass options

**Not all glazing options may be available from all distributors. No glazing on 18" sections. Not all window inserts align with panel stamp design.*

Paint System

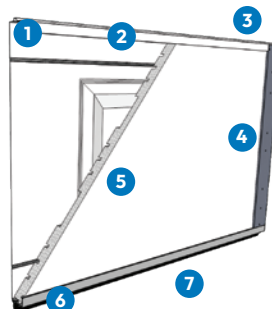


1.0 MIL PAINT SYSTEM

Includes .25 mil rust inhibiting primer and .75 mil exterior top coat that resists fading and chalking, while providing consistent color from panel to panel and more durability.

- 1 Paint - .75 MIL
- 2 Primer - .25 MIL
- 3 Steel
- 4 Primer - .2 MIL
- 5 Paint - .3 MIL

Construction



- 1 Tongue and groove meeting rails
- 2 Hemmed interior rails
- 3 2" thick section
- 4 19 gauge hot dipped galvanized steel stiles
- 5 CFC free expanded polystyrene insulation with vinyl backing (standard on 421)
- 6 Replaceable U-Type vinyl bottom weatherstrip
- 7 Extruded aluminum weatherstrip retainer

**This image is showing 421*