

# Louvered Panel

24 GAUGE

# 460/461

Non-Insulated

Insulated

**doorLink**  
MANUFACTURING, INC.®



WHITE

## 460/461

Non-Insulated

Insulated

## Louvered Panel

Constructed of top quality materials, highly detailed louvered panel, deep woodgrain texture, and two coat prefinished paint system all combine to enhance the beauty of your home.

- ◆ 24 gauge steel
- ◆ 1.0 mil paint with 8 color options
- ◆ 6 window options
- ◆ R-value 6.85 \*461 Feature
- ◆ Vinyl interior skin \*461 Feature

\*Colors may vary from actual product



SANDSTONE - PLAIN WINDOW

Black

Charcoal

Gray

Brown

Sandstone

Desert Tan

Almond

White

**doorLink**  
MANUFACTURING, INC.®

# 460/461 | Louvered Panel

Non-insulated

Insulated

24 GAUGE

## Features



### 24 GAUGE STEEL

Hot dipped galvanized steel construction with hemmed inside return rail provides superior strength and durability.



### ROLLED SAFETY EDGES ON SECTION JOINTS

Eliminates sharp edges, and provides extra strength.



### 19 GAUGE HOT DIPPED GALVANIZED STILES

Heavy duty metal stiles give strong rigid support for all hinges, rollers, and operator attachment.



### STILES ATTACHED WITH RIVETS

Provides superior strength when compared to common sheet metal joining methods.



### TONGUE AND GROOVE MEETING RAILS

For superior strength and better sealing against wind, rain, and snow.



### RIGID ALUMINUM RETAINER WITH WEATHERSTRIP

Provides added strength while securing replaceable U-type bottom astragal weatherstrip to help keep the elements out.



### R-VALUE 6.85

Enhances your home's energy savings, makes your door operation quieter, and reduces exterior noise in your garage.

*\*461 Feature*



### HIGH IMPACT PLASTIC BACK COVER

Protects the insulation, and enhances the interior look of your garage door. *\*461 Feature*



### CFC FREE EXPANDED POLYSTYRENE

Environmentally friendly insulation that will not degrade with vibration or time. *\*461 Feature*

## Size Options


#### WIDTHS:



**HEIGHT:** 6'6", 6'9", 7'0", 7'6", 7'9", 8'0"

*\*Contact your distributor for additional heights.*

## Window Options




#287 Stockton Arch




#388 Somerton



#387 Stockton



#588 Wyndbridge



#587 Stockbridge



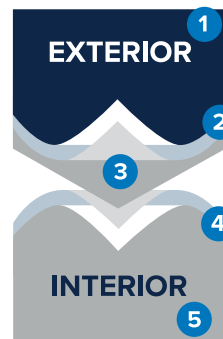
#897 Prairie

## Window Glass Options

See website for glass options

*\*Not all glazing options may be available from all distributors.  
No glazing on 18" sections*

## Paint System

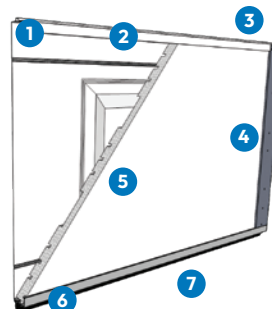


### 1.0 MIL PAINT SYSTEM

Includes .25 mil rust inhibiting primer and .75 mil exterior top coat that resists fading and chalking, while providing consistent color from panel to panel and more durability.

- 1 Paint - .75 MIL
- 2 Primer - .25 MIL
- 3 Steel
- 4 Primer - .2 MIL
- 5 Paint - .3 MIL

## Construction



- 1 Tongue and groove meeting rails
- 2 Hemmed interior rails
- 3 2" thick section
- 4 19 gauge hot dipped galvanized steel stiles
- 5 CFC free expanded polystyrene insulation with vinyl backing (standard on 461)
- 6 Replaceable U-Type vinyl bottom weatherstrip
- 7 Extruded aluminum weatherstrip retainer

*\*This image is showing 461*